

# **NEET 2019**

## **Government MBBS**

**All India Quota & State Wise  
expected cut off**

by

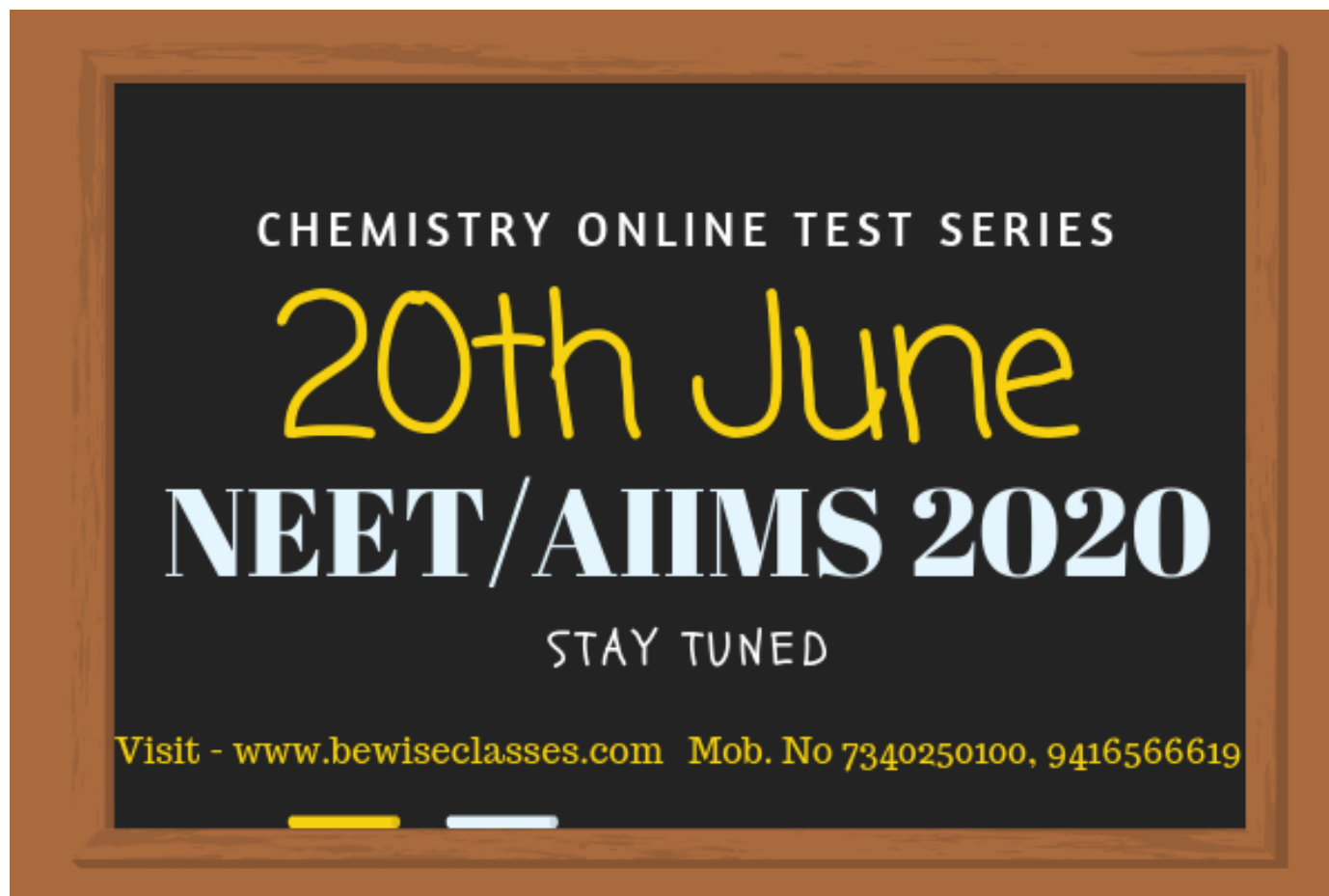
**SUNIL NAIN Sir**

# Chemistry & AIIMS-GK



## Chemistry Online Test Series

*(visit – [bewiseclasses.com](http://bewiseclasses.com) contact us 7340250100, 9416566619)*



CHEMISTRY ONLINE TEST SERIES

20th June

**NEET/AIIMS 2020**

STAY TUNED

Visit - [www.bewiseclasses.com](http://www.bewiseclasses.com) Mob. No 7340250100, 9416566619

## All India Quota (AIQ) & State Quota Expected Cut off Marks and Ranks for 2019

State	All India Quota (AIQ) & State Quota Expected Cut off Marks and Ranks for 2019							
	UR		OBC		SC		ST	
	NEET Rank (Expected)	NEET scores (Expected)	NEET Rank (Expected)	NEET scores (Expected)	NEET Rank (Expected)	NEET scores (Expected)	NEET Rank (Expected)	NEET scores (Expected)
Delhi (AIQ)	1-950	650-655	1-2000	635-640	1-19000	560-565	1-30000	535-540
Delhi (State Quota)	1-5,000	615-620	1-15,000	575-580	1-50,000	500-505	1-1,40,000	390-395
Rajasthan (AIQ)	1-65,00	605-610	-	-	1-40,000	515-520	1-60,000	480-485
Rajasthan (State Quota)	1-6,000	610-615	1-6,000	610-615	1-40,000	515-520	1-57,000	485-490
UP (AIQ)	1-10,000	590-595	1-12,000	585-590	1-75,000	460-465	1-2,00,000	335-340

UP ( State Quota)	1-12,000	585-590	1-15,000	575-580	1-90,000	440-445	1-2,50,000	305-310
UK (AIQ)	1-8,000	595-600	-	-	1-50,000	500-505	1-60,000	480-485
UK ( State Quota)	1-25,000	545-550	1-40,000	515-520	1-1,55,000	375-380	1-1,30,000	400-405
Bihar (AIQ)	1-9,000	595-600	-	-	1-50,000	500-505	1-70,000	465-470
Bihar (State Quota)	1-11,000	585-590	1-13,000	580-585	1-90,000	440-445	1-50,000	500-505
MP (AIQ)	1-7,000	605-610	-	-	1-45,000	505-510	1-60,000	480-485
MP ( State Quota)	1-16,000	570-575	1-24,000	550-555	1-90,000	440-445	1-1,80,000	355-360
Haryana (AIQ)	1-5,500	615-620	1-6,000	610-615	1-40,000	515-520	1-55,000	490-495
Haryana (State Quota)	1-15,000	575-580	1-20,000	560-565	1-60,000	480-485	-	-
Punjab (AIQ)	1-6,000	610-615	-	-	1-40,000	515-520	1-60,000	480-485
Punjab (State Quota)	1-16,000	570-575	1-35,000	525-530	1-1,20,000	405-410	-	-
Himachal Pradesh (AIQ)	1-7,500	600-605	-	-	1-50,000	500-505	1-70,000	465-470
Himachal Pradesh (State Quota)	1-25,000	545-550	1-35,000	525-530	1-70,000	465-470	1-80,000	455-460

Chhattisgarh (AIQ)	1-10,000	590-595	-	-	1-55,000	490-495	1-70,000	465-470
Chhattisgarh (State Quota)	1-35,000	525-530	1-40,000	515-520	1-1,25,000	405-410	1-2,25,000	320-325
Jharkhand (AIQ)	1-8,000	595-600	-	-	1-55,000	490-495	1-75,000	470-475
Jharkhand (State Quota)	1-14,000	575-580	-	-	1-90,000	440-445	1-1,50,000	380-385
J&K (State Quota)	1-50,000	500-505	-	-	1-1,55,000	375-380	-	-
WB (AIQ)	1-9,500	590-595	1-8,500	595-600	1-55,000	490-495	1-70,000	465-470
WB (State Quota)	1-27,000	540-545	1-30,000	535-540	1-1,15,000	410-415	1-3,00,000	275-280
Gujrat (AIQ)	1-5,500	615-620	-	-	1-40,000	515-520	1-60,000	480-485
Gujrat (State Quota)	1-30,000	535-540	-	-	1-90,000	440-445	1-2,50,000	305-310
Goa (AIQ)	1-7000	600-605	-	-	1-40,000	515-520	1-50,000	500-505
Goa (State Quota)	1- 1,10,000	400-405	1- 2,25,000	320-325	1-3,50,000	245-250	1-3,00,000	275-280
Maharashtra (AIQ)	1-9,000	595-600	-	-	1-50,000	500-505	1-70,000	465-470

-Maharashtra (State Quota)	1-20,000	560-565	1-30,000	535-540	1-1,50,000	380-385	1-2,00,000	335-340
Odissa (AIQ)	1-10,000	590-595	-	-	1-60,000	480-485	1-75,000	460-465
Odissa (State Quota)	1-18,000	565-570	-	-	1-60,000	480-485	1-1,80,000	355-360
Andhra Pradesh (AIQ)	1-10,000	590-595	-	-	1-60,000	480-485	1-60,000	480-485
Andhra Pradesh (State Quota)	1-16,000	570-575	1-35,000	530-535	1-75,000	460-465	1-90,000	440-445
Telangana (AIQ)	1-10,000	590-595	1-9,000	595-600	1-60,000	480-485	1-50,000	500-505
Telangana (State Quota)	1-20,000	560-565	1-30,000	535-540	1-90,000	440-445	1-70,000	465-470
Karnatka (AIQ)	1-9,000	595-600	1-10,000	590-595	1-60,000	480-485	1-75,000	460-465
Karnatka (State Quota)	1-90,000	440-445	1- 1,30,000	400-405	1-2,20,000	325-330	1-1,30,000	400-405
Tamil Nadu (AIQ)	1-9,000	595-600	1-8,000	595-600	1-60,000	480-485	1-75,000	460-465
Tamil Nadu (State Quota)	1- 1,10,000	420-425	1- 1,80,000	355-360	1-2,70,000	295-300	1-3,50,000	250-255

Kerala (AIQ)	1-6,000	610-615			1-60,000	480-485	1-75,000	460-465
Kerala (State Quota)	1-6,000	610-615	-	-	1-60,000	480-485	1-2,20,000	325-330
Assam (AIQ)	1-10,000	590-595	-	-	1-60,000	480-485	1-80,000	455-460
Assam (State Quota)	1-60,000	480-485	1- 1,30,000	400-405	1-1,50,000	380-385	1-2,30,000	315-320
Arunachal Pradesh (AIQ)								
Arunachal Pradesh (State Quota)	1-60,000	480-485	1- 1,30,000	400-405	1-1,50,000	380-385	1-2,30,000	315-320
Tripura (AIQ)								
Tripura (State Quota)	1-60,000	480-485	1- 1,30,000	400-405	1-1,50,000	380-385	1-2,30,000	315-320
Manipur (AIQ)								
Manipur (State Quota)	1-60,000	480-485	1- 1,30,000	400-405	1-1,50,000	380-385	1-2,30,000	315-320
Meghalaya (AIQ)	1-9,000	595-600	-	-	1-60,000	480-485	1-80,000	455-460





Meghalaya (State Quota)	1-35,000	525-530	-	-	1-60,000	480-485	1-4,00,000	225-230
Nagaland (AIQ)								
Nagaland (State Quota)	1-50,000	500-505	1-60,000	480-485	1-1,50,000	380-385	1-2,00,000	340-345
Sikkim (AIQ)								
Sikkim (State Quota)	1-40,000	520-525	1-40,000	520-525	1-1,30,000	400-405	1-1,80,000	355-360
Chandigarh (AIQ)	1-300	665-670	-	-	1-6,000	610-615	1-30,000	535-540
Chandigarh (UT Quota)	1-9,000	595-600	-	-	-	-	-	-
Andaman & Nicobar	1-6,000	610-615	-	-	1-50,000	500-505	1-60,000	480-485

**Note** – This date is based on analysis of previous year cutoff marks of NEET. So it may vary in range of +5 or -5 of the average of given range.

**Chemistry Online Test Series**  
for  
**NEET/AIIMS**

~~2490/-~~ **Flat Rs. 1890/-**  
**600/- Discount**

Promo Code  
**CHEMISTRY**



## Total Government MBBS Seats through NEET 2019

On March 23, 2018, the Ministry of Health and Family Welfare (MoHFW) informed the Lok Sabha that a total of 30,455 seats in state-run institutions and 36,165 seats in private medical colleges in the country are available for MBBS admissions while about 2,930 seats in state-run institutes and 24,130 seats in private dental colleges in India are available in BDS programmes. This was in reply to a question asked in the Lok Sabha about the number of MBBS/BDS seats allotted to state-run and private medical/dental colleges in India.

State/UT	Total MBBS Colleges	Total MBBS Seats
Andaman & Nicobar	1	100
Andhra Pradesh	12	1,900
Assam	6	726
Bihar	9	950
Chandigarh	1	100
Chattisgarh	6	650
Daman & Diu	0	0
Delhi	6	900
Goa	1	150

Gujarat	17	2,830
Haryana	5	600
Himachal Pradesh	5	500
Jammu & Kashmir	3	400
Jharkhand	3	350
Karnataka	18	2,650
Kerala	9	1,350
Madhya Pradesh	6	800
Maharashtra	22	3,050
Manipur	2	200
Meghalaya	1	50
Orissa	5	850
Pondicherry	1	150
Punjab	3	500
Rajasthan	8	1,450
Sikkim	0	0
Tamil Nadu	25	3,250
Telangana	7	1,100

Tripura	2	200
Uttar Pradesh	15	2,199
Uttarakhand	3	350
West Bengal	14	2,150
<b>Total</b>	<b>216</b>	<b>30,455</b>



**Get Rs.  
600/- OFF**  
on  
Chemistry Test Series  
**USE PROMO CODE  
CHEMISTRY**

Visit - [www.bewiseclasses.com](http://www.bewiseclasses.com) | 7340250100, 9416566619

**Chemistry Online Test Series**  
for  
**NEET/AIIMS**

~~2490/-~~ **Flat Rs. 1890/-**  
600/- Discount

Promo Code  
**CHEMISTRY**

